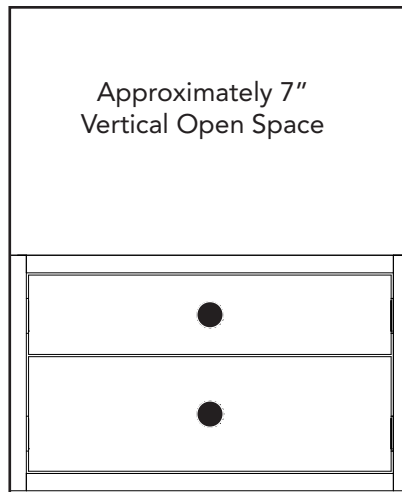


## 2 Drawer Configuration

1 x 1.5" Tall Drawers

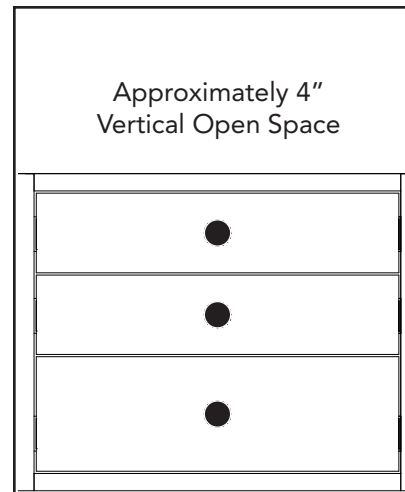
1 x 2.5" Tall Drawer



## 3 Drawer Configuration

2 x 1.5" Tall Drawers

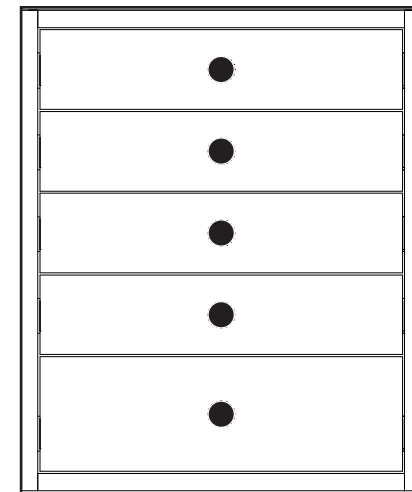
1 x 2.5" Tall Drawer



## 5 Drawer Configuration

4 x 1.5" Tall Drawers

1 x 2.5" Tall Drawer



Not to Scale. Drawers can be placed higher or lower in the safe according to your preference. Custom configurations with different numbers and heights of drawers are available.